



*Welcome to Early Years  
Foundation Stage at Ad  
Astra Infant School*



# Our Vision



'Children First'

Our vision is to promote a **love of learning** in order to maximise the life chances of every child in our Trust. Through **nurturing, high expectations** and **skilled teaching**, we will have a lasting and positive impact on our local and wider community.

# Our Values



Our Trust will promote the following two sets of values:

## British Values

- Democracy
- Rule of Law
- Individual Liberty
- Mutual Respect
- Tolerance

## TEACH Values

- Trust
- Excellence
- Aspiration
- Collaboration
- Honesty

# Meet the Teachers



Mr Baumber



Miss Bridgman



Mrs Ford



# Meet the Teaching Assistants



*Mrs Purbrick*



*Mrs Lewis*



*Mrs Leslie*



*Miss James*



*Mrs Watt*

# Special Educational Needs



- ✓ If your child needs additional support in school, then the class teacher will contact you to discuss this.
- ✓ Your child may receive 'school support' and be put on the Special Educational Needs register.
- ✓ Additional targets will then be set which will be shared with you during a separate meeting. These targets will be reviewed once a term.
- ✓ Your child may then use an IEP goals card in their lessons, with their targets on, collecting stickers when they are successful in making progress towards their target.



Mrs Chandler  
(Inclusion Leader)



# Pastoral Care



✓ Our TEACH Trust schools are not just about academic achievements, but the safety and development of the whole child too.

✓ We recognise that, for *all our children* to achieve their full potential, we also need to take care of their emotional well-being.

✓ All staff in all the TEACH Trust schools work together to support the children to achieve their very best educationally, socially, physically and emotionally.



Mrs Penfold  
(Pastoral Care Worker)

# Next few weeks



- ✓ Getting to know their class
- ✓ Making friends
- ✓ Learning routines
- ✓ Reception Baseline Assessment
- ✓ Discover and Explore
- ✓ 'Oh no! It's a Gruffalo' topic





# General class routines



- ✓ Colour groups
- ✓ Bookbags and PE bags
- ✓ Water bottles
- ✓ Fruit
- ✓ Toilets
- ✓ Playtimes

# Uniform



		
Trousers	Grey, black or charcoal tailored trousers. School conventional material. Full length	Jeans, corduroy, leggings, Lycra, skinny trousers
Jumper/ cardigan	Green with school logo	Other jumpers, hoodies, sweatshirts etc.
Skirts/ pinafore	Grey, black or charcoal knee length skirt/ dress	Fashion skirts or dresses, shorter than the knee
Socks and tights	Plain grey, black or white	Fashion tights, coloured or patterned socks/ tights, bare feet
Polo shirt	Plain white or with school logo	Coloured polo shirts, shirts with motifs
Shoes	Traditional flat black shoes. Velcro, laces, buckles or slip-ons.	Trainers, boots, high heels, wedges, open toed sandals, sling backs.

# Uniform



# Uniform



# Uniform





# Attendance



Being in school is vital for so many reasons:

- Achievement
- Wellbeing
- Wider development

Primary school children in KS2 who did not achieve EXS for reading, writing and maths missed on average 4 more days per school year than those whose performance exceeded the expected standard (2019).





✓ 7 areas of learning - 17 Early Learning Goals

## Prime areas

- ✓ Communication & Language
- ✓ Physical Development
- ✓ Personal, Social & Emotional Development

## Specific areas

- ✓ Mathematics
- ✓ Literacy
- ✓ Understanding the World
- ✓ Expressive Arts and Design



# Forest Schools



- ✓ Using tools
- ✓ Making fires
- ✓ Exploring
- ✓ Appreciating nature



The Teach Trust Forest School aims to promote the holistic development of all those involved, fostering resilient, confident, independent and creative learners. Through encouraging children to make a deep connection with nature and appropriately assess risk, we will inspire children to respect nature and foster an ethos of environmental stewardship.

# Growth Mindset

## What Kind of Mindset Do You Have?



I can learn anything I want to.  
When I'm frustrated, I persevere.  
I want to challenge myself.  
When I fail, I learn.  
Tell me I try hard.  
If you succeed, I'm inspired.  
My effort and attitude determine everything.



I'm either good at it, or I'm not.  
When I'm frustrated, I give up.  
I don't like to be challenged.  
When I fail, I'm no good.  
Tell me I'm smart.  
If you succeed, I feel threatened.  
My abilities determine everything.

# We are Growth Minded!

"I'll keep trying."

"I'm not going to give up."

"Mistakes help me learn."

"This may take a little more time."

"I've got this. Now what can I challenge myself with?"



# PSHE – Trick Box

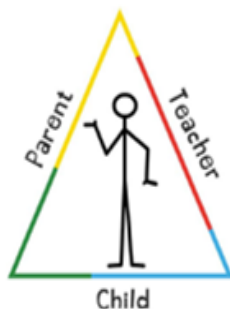
TRICK BOX<sup>®</sup>

Creating Happy Life Habits  
and managing the tricky bits!



Join us in supporting your child to build their confidence and communication skills, manage emotions and find solutions to challenges.

The Trick Box programme develops personal skills in 4 key areas through positive habit formation. Confidence, calm, communication and creativity.



Together we will practise and model the tricks taught through the PSHE curriculum, encouraging your child to use their new found skills.

The following pages will indicate what tricks are taught each academic year along with the tricks that are continuously practised to ensure embedded learning.





# PSHE – Trick Box

EYFS

Autumn 1



## Mirror Mirror

Build a positive self-talk habit.

Demonstrate positive self talk at home. Support your child to give themselves daily positive encouragement.

**When I say nice things to myself I feel happy and strong.**

Spring 1



## Breathing Colour

Regulate emotions with controlled breathing.

Place your hands on your chest and tummy and breathe in slowly – fill your tummy with air. Breathe in through your nose and out through your nose.

**I can breath out my angry colour and breathe in my calm colour.**

Summer 1



## Win Win

I can be happy and you can be happy.

Support your child to be a problem solver - when we want different things can we come up with ideas on how we can both be happy.

**We can find a way to both win.**

Autumn 2



## Stand Tall

Display confident and strong body language.

Encourage your child to use self-assured and strong body language. Show them how to walk tall, look up and move confidently.

**I feel good today, I feel strong inside, I feel confident – I am standing tall.**

Spring 2



## Floating Cloud

Relax my body to relax my mind.

Practise squeezing your muscles nice and tight – and then relax – let out a big sigh!  
Tense each of your muscles from your feet to your nose!

**I can imagine I am floating on a big soft fluffy cloud. I am relaxed from my head to my toes.**

Summer 2



## Free Flow

Be confident to try new things.

Praise your child for trying new things - regardless of their success. Encourage the art of practise and help them to reflect on their own progress.

**I can practice the things I am good at and I can also try new things.**





# Achievosaurus




In EYFS, we are keen to develop 'lifelong learners,' so developing the children's characteristics of learning are central to everything that we do. The children learn about the 'Achievosaurus' and they aspire to have similar learning attributes. The 'Achievosaurus' includes the following:

- 'Explorosaur' – who loves to explore everything around them
- 'Askaraptor' – who asks questions to find things out
- 'Tryatops' – who always tries new things, always tries their best and never gives up






# Achievosaurus



- 'Stickosaurus' – who sticks at tasks and perseveres
- 'Solveosaurus Rex' – who works hard to solve problems and improve things
- 'Thinkodocus' – who thinks carefully about what they learn
- 'Shareosaurus' – who works well with others and shares ideas



The children love to tell us which Achievosaurus they are being!

# Classroom Charter

- Rights' Respecting school – Gold Award (July, 2022)
- Rewards and consequences
  - \* Shooting star, rainbow, sun and cloud
  - \* Sparkle time
  - \* Certificates
- Gold 'Altogether Award'
- (Anti-bullying programme)





# A day in EYFS



8:35 – Fiddly fingers

8:45 – Register

8:50 – Phonics (Whizzy Word Workshop)

9:20 – Discover and Explore

10:00 – Storytime

10:15 – Playtime

10:30 – Maths

11:00 – Discover and Explore

11:35 – Topic Time

12:00 – Lunchtime (earlier during the first few weeks) **Reminder: We are a 'nut aware' school.**

12:55 – Register

1:00 – Topic

1:20 – Discover and Explore

2:20 – Review and story

2:25 – Handwriting

2:45 – STAR time

PE

Religion and Worldviews

Handwriting

PSHE

Assembly

Reading Workshop

Library

Music

ICT

# Dressing Up in Early Years



## Autumn term

- ✓ Sponsored Read – Julia Donaldson theme
- ✓ Christmas Jumper Day

## Spring term

- ✓ EYFS Grand Ball- prince and princess clothing/smart clothes
- ✓ Walt Disney Wonders performance- Frozen costume
- ✓ World Book Day- favourite book character

## Summer term

- ✓ When I grow up day (Aspirations Day)



# Extra-ordinary events



- ✓ *Farm visit*
- ✓ *Crazy Creatures*
- ✓ *Space dome*
  
- ✓ *Voluntary contributions*





# PE



*Caterpillars - Monday*

*Froglets - Tuesday*

*Ducklings - Thursday*

- PE kit labelled*
- No earrings please*



# Handwriting




## 4 letter families

- Long ladder letters - l, i, t, u, y, f
- One-armed robot letters - r, b, n, h, m, k, p
- Curly caterpillar letters - c, a, d, o, s, g, q, e, f
- Zig-zag monster letters - z, x, w, v

## Tripod pencil grip

- This is the best grip to ensure fluency and speed.

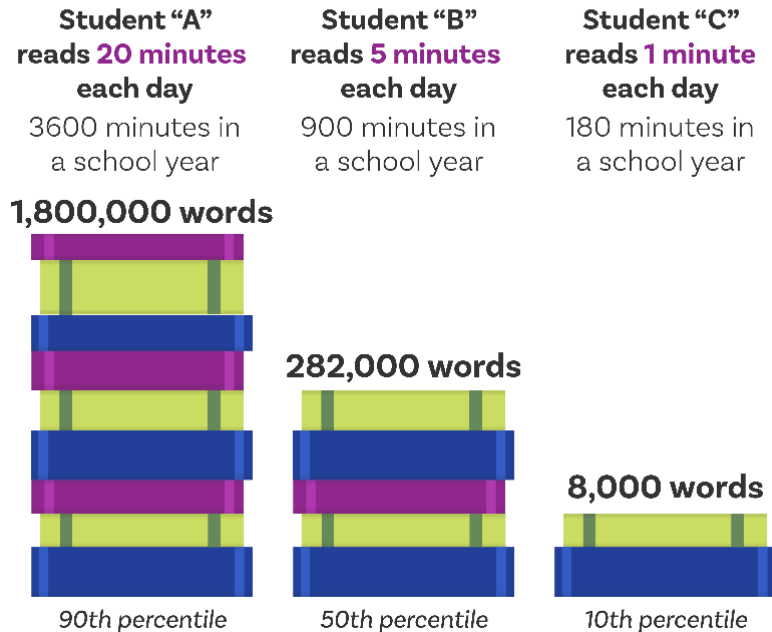
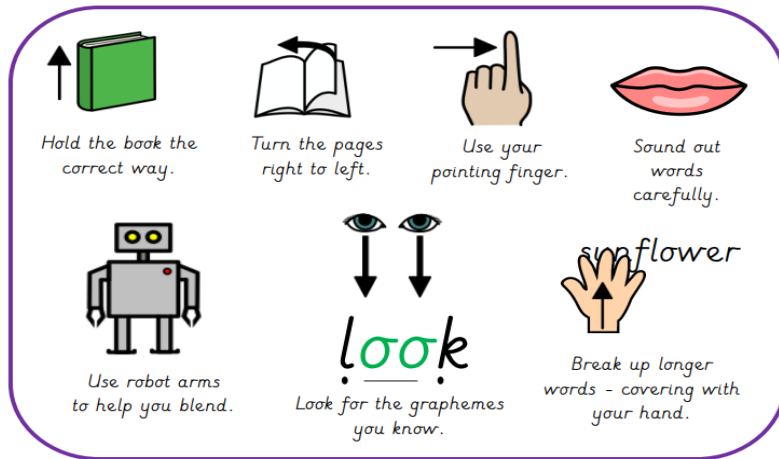


# The importance of Reading



- ✓ Reading is key to all learning
- ✓ 'The best writers are always readers' (Pie Corbett)
- ✓ School policy - minimum of 3 home reads a week

## Why Can't I Skip My 20 Minutes of Reading Tonight?



# The importance of Reading



- ✓ Usually a more challenging text will be read in school than the one sent home
- ✓ Focus on phonics – sounding out and blending
- ✓ Comprehension focus during guided reading sessions
- ✓ Celebrate reading successes
- ✓ Changing reading books
- ✓ Library books
- ✓ Language development
- ✓ We encourage reading for enjoyment



## Show and tell books

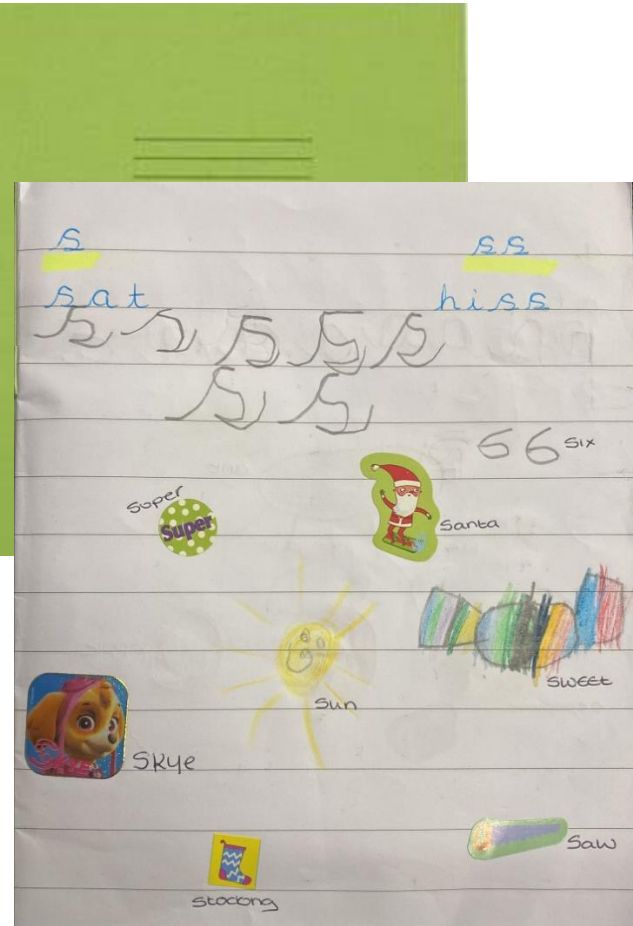


Autumn Term	
Week beginning:	Colour group Show and Tell
Monday 31 <sup>st</sup> October	Orange
Monday 7 <sup>th</sup> November	Yellow
Monday 14 <sup>th</sup> November	Green
Monday 21 <sup>st</sup> November	Blue
Monday 28 <sup>th</sup> November	Red
Monday 5 <sup>th</sup> December	Orange
Monday 12 <sup>th</sup> December	Yellow

- ✓ Pictures and writing
- ✓ Objects



## Sound books



- ✓ Practise writing the individual letters
- ✓ Write words starting with that sound
- ✓ Draw pictures
- ✓ Stickers
- ✓ Find words on the way to school that start with the sound
- ✓ Tricky word cards





# Learning at Home



- ✓ *Topic home learning projects*
- ✓ *Weekly home challenges*
- ✓ *Weekly home learning - stars*
- ✓ *Brain Bags – opt-in*



# Things to practise at home...



- ✓ Getting changed – putting jumper on the right way
- ✓ Doing coats up
- ✓ Putting on scarf, hat and gloves
- ✓ Using knife and fork
- ✓ Recognising and writing own name
- ✓ Counting on and back in 1s
- ✓ Counting sets of objects – moving them
- ✓ Naming shapes
- ✓ Listening to stories and talking about them

# Home and school links



## We really value your support

- United with a common purpose – Children First
- Become a parent helper/reading volunteer (please see letter and contact class teacher, school office or Mrs Doyle)
- Please volunteer to help on school trips if available
- Join and/or support our PTA

## We want to support you too

- School run training sessions, e.g. phonics and maths workshops later in the year
- Parents consultation evenings (twice a year)
- School website
- School social media

# School nursing team



School Nursing help provide a link between the school, home and the community.

School Nursing can support you with advice on the following:

- Bed Wetting
- Behaviour
- Nutritional Advice
- Sleep
- Toileting
- Emotional Wellbeing
- General Health and wellbeing advice

## ParentLine 5-19

Confidential text messaging advice service for parents and carers of children aged 5-19.

Message us for confidential advice on

**07312 263131**

to chat with a member of the School Nursing team



Bournemouth, Christchurch, Poole and Dorset – 01929 557558



*Parent Teachers  
Association (PTA)*

*'Friends of Ad Astra'*

# PTA Events





*Thank you for  
listening*

