



'Children First'

Our vision is to promote a love of learning in order to maximise the life chances of every child in our Trust. Through nurturing, high expectations and skilled teaching, we will have a lasting and positive impact on our local and wider community.

Phonics

Government guidance states that children learn to read and write best when using a phonics (pure sounds) approach.

We use a 'Jolly Phonics' approach with some elements of other schemes.

(TEACH)




Setting the Scene

(TEACH)

Before children are ready to learn phonics they must have good language comprehension.

- Sharing books
- Reading and telling stories
- Singing songs
- Speaking and listening at every opportunity
- Identifying initial sounds in words



Reading books will follow when your child is confident with their phonics

(TEACH)

Letter Sounds

- ✓ Initially it is all about the sounds letters make in words – letter sounds **NOT** letter names
- ✓ Correct pronunciation is imperative 26 letters in our alphabet **BUT** 44 sounds in our language
- ✓ Many of the sounds are spelt in a variety of ways
 - ✓ For example: ai ay a-e a
- ✓ In EYFS we will introduce the children to one way of representing these sounds

Understanding the Sounds!

(TEACH)

You can help by making sure your child really knows the sound.....

They should be able to:

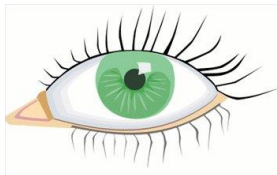
Hear the sounds



Say the sounds



Recognise the letters that make the sounds



Write the sounds



Key terminology

(TEACH)

Phonemes - A **phoneme** is the smallest unit of sound

e.g. b, c, a, ch, sh, ee

44 phonemes in the English language

Graphemes - A **grapheme** is the letter(s) representing a phoneme (visual)

e.g. t, ai, igh

Number of graphemes = number of phonemes

Key terminology

(TEACH)

Digraph - Two letters which make one phoneme (sound)

sh ck th ll

ai ee ar oy

Trigraph - Three letters which make one phoneme (sound)

igh dge

Split digraph -

a-e

e-e

i-e

o-e

u-e

(TEACH)

44 sounds (phonemes)

/b/ /k/ /d/ /f/ /g/ /h/ /j/ /l/ /m/ /n/ /p/
/r/ /s/ /t/ /v/ /w/ /y/ /z/ /a/ /e/ /i/ /o/ /u/

/ai/rain /ee/feet /igh/night /oa/boat /oo/boot
/oo/look /ow/cow /oi/coin /ar/farm /or/for
/ur/hurt /air/fair /ear/dear /ure/sure /sh/shop
/ch/chip /th/thin /th/then /ng/ring /zh/vision

These sounds can be represented in different ways:

/c/

c – cat

k – king

ck – clock

[Video clip](#)

Oral Blending

(TEACH)

Blending the letters together to make a word
c a t → cat

Use simple words and sound out
quickly then say full word

In school we use a puppet who can only sound talk
(make sounds) and needs the children to help him
say full words.

Lets have a go!

(TEACH)

Oral Segmenting

Being able to say the sounds they can hear
in a word cat → c a t

This helps the children understand that words are made up of different sounds. This will help them with their spelling, when they begin to write.

Recognising that there are several letters in words and beginning to place them together in the right order to make a word.

(TEACH)

Oral Segmenting


Using robot arms – to segment words and blend the sounds together again.




(TEACH)

Reading and writing

Adding sound buttons


chop


flower


Sounds are like
muscles, use them or
lose them!

(TEACH)

Things to practise at home!



- Letter sound flash cards – show your child a card and ask them to make the sound that the letter makes
- Letter detectives – looking for sounds in your home or environment – anywhere!
- Matching sounds to letters – you say a sound and the child has to find the card with that sound written on it



Handwriting

(TEACH)

Pencil grip - 'pinch and under'

- The letters are taught in 4 letter families:
- Long ladder letters - l, i, t, u, y, j
- One-armed robot letters - r, b, n, h, m, k, p
- Curly caterpillar letters - c, a, d, o, s, g, q, e, f
- Zig-zag monster letters - z, x, w, v

Letter patterns -

c - start on the line, go up the slope, make a curve.

a - start on the line, go up the slope, make a curve, go up to the top, come back down and flick.

(TEACH)

Resources

- Letter – explanation of how to use the sound/keyword book
- Sound and Keyword Book – for children to write in and practise the sounds with your help
- Phonics Handbook – to support you with actions/sounds/stories
- Book banded book – reading at home



(TEACH)

Bug Club



www.activelearnprimary.co.uk

(TEACH)

Thank you for coming!

Time for questions