

## 'Children First'

Our vision is to promote a love of learning in order to maximise the life chances of every child in our Trust. Through nurturing, high expectations and skilled teaching, we will have a lasting and positive impact on our local and wider community.



(TEACH)



*Year One*  
*Phonics Check*  
*Information Meeting*

# Phonics Screening Check

*The Phonics Screening Check is statutory for all Year 1 children.*

*It confirms whether each child has learnt sufficient phonic decoding and blending skills to an appropriate standard.*

**(TEACH)**

# Decoding and Blending

*Decoding* is where the children correctly read each sound within a word.

*Blending* is where the children put together all of the sounds in a word to correctly read the whole word.

sheep  
— — ●

sing  
● ● —


(TEACH)

# Phonics Screening Check

- It takes place during week beginning 12th June.
- All Year 1 children participate.
- It is completed one to one with their Whizzy Words (phonics) teacher.
- It takes about 5-15 minutes per child depending on the child's own pace.

**(TEACH)**

It contains  
40 words: 20 real  
and 20 nonsense or  
'alien' words.



(TEACH)

## Screening check: Answer sheet

First name	
Last name	

Screening check responses: Please tick the appropriate box for each word. The use of the comment box is optional.

Section 1				Section 2			
Word	Correct	Incorrect	Comment	Word	Correct	Incorrect	Comment
tox				voo			
bim				jound			
vap				terg			
ulf				fape			
gack				snemp			
chom				blurst			
tord				spron			
thazz				stroft			
blan				clay			
steck				slide			
hild				newt			
quemp				phone			
shin				blank			
gang				trains			
week				strap			
chill				scribe			
grit				rusty			
start				finger			
best				dentist			
hooks				starling			

Total correct

# Phonics Screening Check

- There are 4 words per page.
- Nonsense or 'alien' words – all 1 syllable.
- Real words are - 1 syllable or more.
- Sound buttons can be added by the child.  
We really encourage this for all children.



(TEACH)





# Phonics Screening Check

Example check:

Website for previous  
checker materials:

2017  
2018  
2019  
2022

(TEACH)

Practice sheet: Real words	Practice sheet: Pseudo words
in	ot 
at	vap 
beg	osk 
sum	ect 

# Reporting scores

- Each child's score is sent home in their end of year report.
- The government decides on the threshold mark each year.
- Previous years – 32 out of 40.
- If your child doesn't meet the required standard, they will retake the Phonics Screening Check in Year 2. All Year 2 children are still taught phonics and intervention will be planned to support these children.

(TEACH)

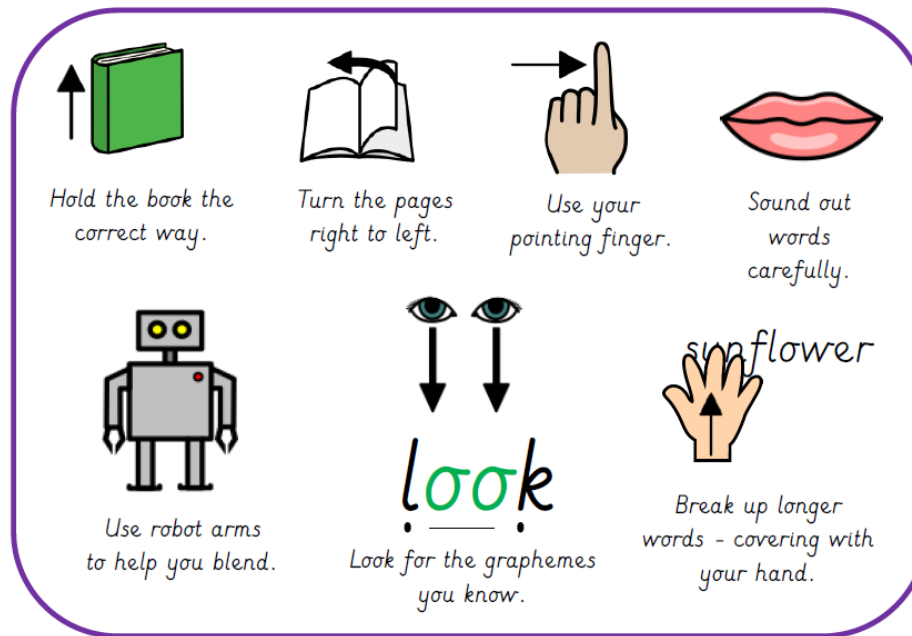
# How can you help at home?

- Listen to your children read as much as possible.
- Read to your children as much as possible.
- Discuss the meanings of any unknown words.

**(TEACH)**

# How can you help at home?

- Encourage the following strategies:



- Support your child to use the resource pack that we have for you today.

**(TEACH)**

(TEACH)

*Do you have any  
questions?*

(TEACH)

*Thank you for  
coming.*